



MONTHLY MEMBERSHIP PROGRESS REPORT

District 10

Results as of: 05/31/2018

GMT: STEVE ANTON

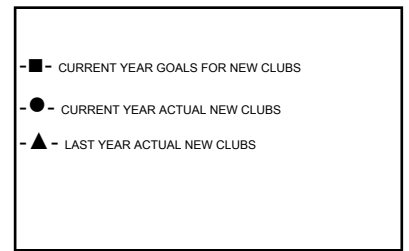
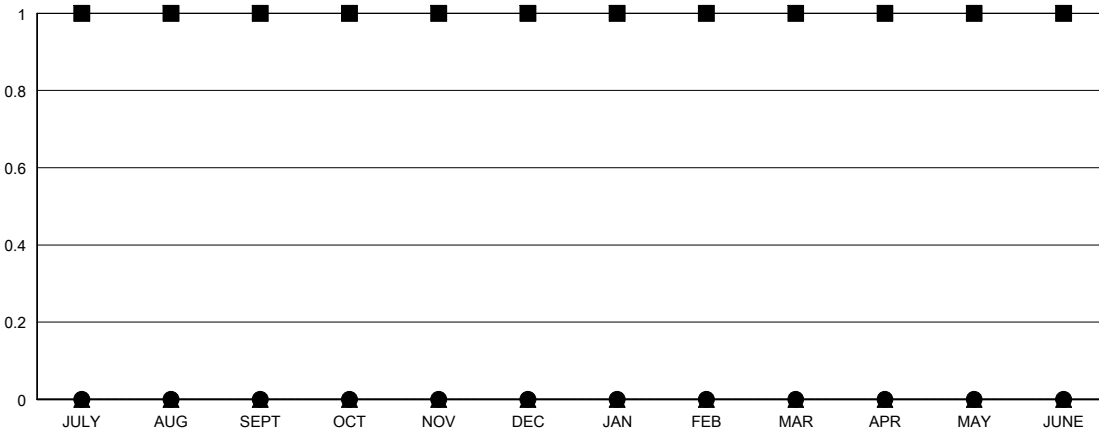
LOCATION MICHIGAN

GMT CA

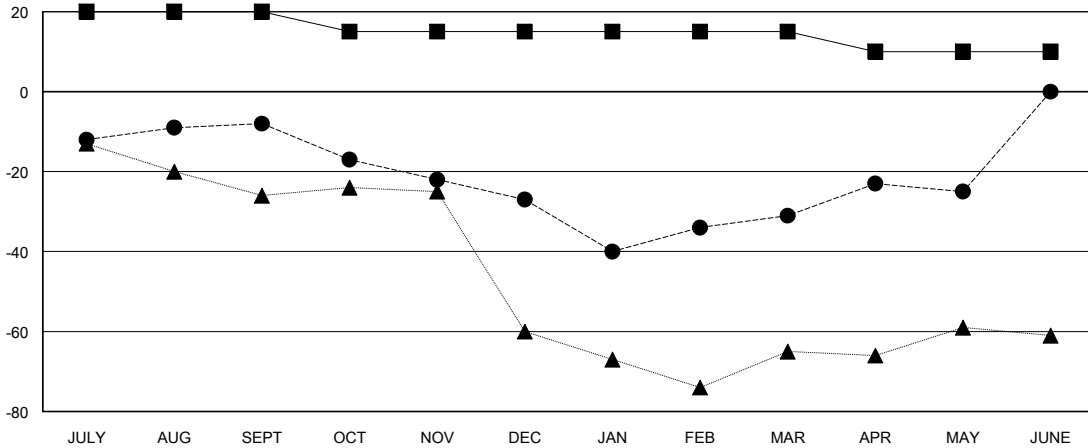
Clubs			
RESULTS FOR 2017-2018			
QUARTER	NEW CLUB GOAL	NEW CLUBS	DROPPED CLUBS
JULY/AUG/SEPT	1	0	0
OCT/NOV/DEC	0	0	0
JAN/FEB/MAR	0	0	0
APR/MAY/JUNE	0	0	0

Members			
RESULTS FOR 2017-2018			
QUARTER	MEMBER GROWTH NET GOAL	MEMBER GROWTH ACTUAL	DROPPED MEMBERS ACTUAL (including transfers)
JULY/AUG/SEPT	20	21	25
OCT/NOV/DEC	-5	19	37
JAN/FEB/MAR	0	33	36
APR/MAY/JUNE	-5	39	33

GOALS AND ACTUAL NEW CLUBS CUMULATIVE



GOALS AND ACTUAL MEMBERS CUMULATIVE



DROPPED CLUBS: 0

35 CLUBS OF 55 ADDED 1 OR MORE NEW MEMBERS

GENDER DISTRIBUTION	
MALE	1,091 (73.72%)
FEMALE	389 (26.28%)
Women Percentage Fiscal Year Goal: 30%	

DROPPED MEMBERS	
DECEASED	13
CLUB CANCELLED	0
OTHER	118
TOTAL	131

[CLICK HERE FOR CUMULATIVE MEMBERSHIP DATA](#)

TOTAL FAMILY UNIT MEMBERS	233
FAMILY MEMBERS PAYING HALF DUES	119